

## DATA FEED ACTIVATION

Setting up Jackson® for the Orion data feed is simple. A few steps are required to initiate the data transmission.

To enable your feed, follow these steps.

### Gather your Orion information:

Before you get started, make sure that you have your Orion pkAL ID. For help obtaining your pkAL ID, please contact Orion at 888/695-0518.

### Turn on the Data Feed on Jackson.com:

1. Log on to [jackson.com](https://jackson.com), and ensure that your contracts appear in your user profile.
2. On the top navigation, click **Contracts**, and then click **Integrations**.
3. Locate the Orion card.
4. Enter your Orion pkAL ID.
5. Confirm your Orion pkAL ID by entering it again.
6. Flip the toggle switch from **Inactive** to **Active**. This will launch the Terms of Agreement for you to accept or decline.
7. Click **I Agree** to accept the Terms of Agreement or **Disagree** to cancel the request. By clicking **I Agree**, you are acknowledging that you are authorized to request that your client data be sent to Orion.
8. Once the data feed is requested and the integration shows **Active**, you should start receiving contract values within three to five business days.

## TROUBLESHOOTING

If you have issues with the integration, please contact Orion.


Email: [sme-datarecon@orion.com](mailto:sme-datarecon@orion.com)

Phone: 888/695-0518.

1. Log on to [Jackson.com](https://jackson.com) and ensure that your contracts appear in your user profile.
2. On the top navigation bar, click **Contracts** then **Integrations**.

3. Locate the Orion card.

Direct Integration



[Orion - Integration Instructions](#)

Orion pkAL ID

Enter a valid ID

Confirm Orion pkAL ID

Enter a matching ID


Inactive

☐

Active

4. Enter your Orion pkAL ID.

Direct Integration



[Orion - Integration Instructions](#)

Orion pkAL ID

Enter a valid ID

Confirm Orion pkAL ID

Enter a matching ID


Inactive

☐

Active

5. Confirm your Orion pkAL ID by entering it again.

Direct Integration



[Orion - Integration Instructions](#)

Orion pkAL ID

Enter a valid ID

Confirm Orion pkAL ID



Enter a matching ID

Inactive

☐

Active

6. Flip the toggle switch from **Inactive** to **Active**. This will launch the Terms of Agreement for you to accept or decline.



7. Click **I Agree** to accept the Terms of Agreement or **Disagree** to cancel the request. By clicking **I Agree**, you are acknowledging that you are authorized to request that your client data be sent to Orion.
8. Once the data feed is requested and the integration shows **Active**, you should start receiving contract values within three to five business days.

Annuities are issued by Jackson National Life Insurance Company (Home Office: Lansing, Michigan) and in New York by Jackson National Life Insurance Company of New York (Home Office: Purchase, New York). Variable annuities are distributed by Jackson National Life Distributors LLC, member FINRA. May not be available in all states, and state variations may apply. These products have limitations and restrictions. Discuss them with your financial professional or contact the Company for more information.